



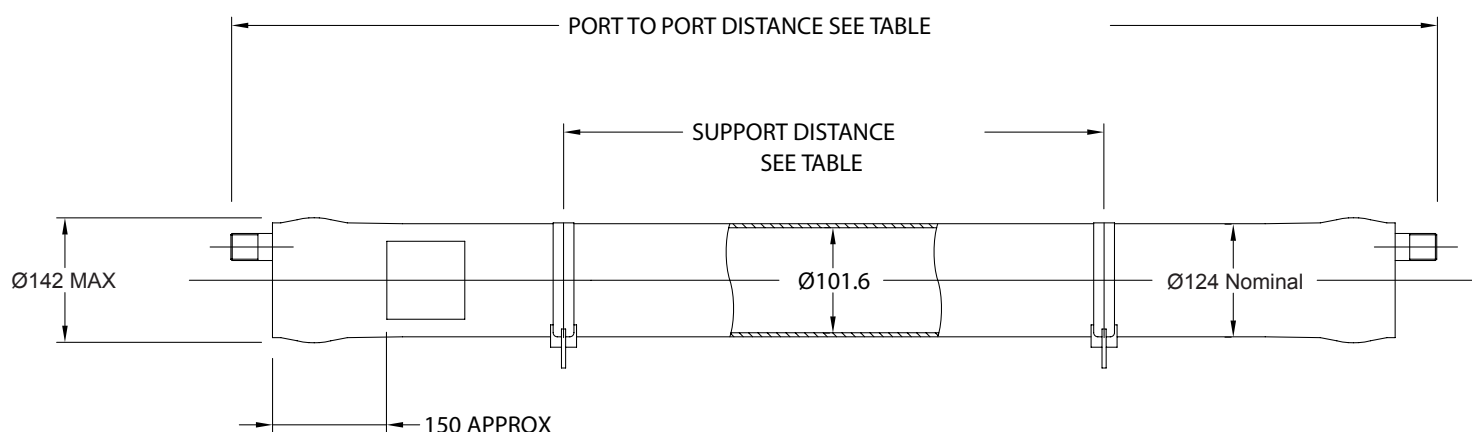
# Technical Information Sheet

**LENNTECH**

info@lennotech.com  
Tel www.lennotech.com  
Tel. +31-152-610-900  
Fax +31-152-616-289

## 4" End Port Pressure Vessel 1200 psi (83.0 bar)

**ORDER REFERENCE**  
See Box Below



**Working Pressure:** 1200 psi

**Working Temperature:** -70° to 450°C

**Assembly Drawing:** 1MNC 1707

**Design Code:** ASME X

Body of vessel is manufactured completely from glass reinforced epoxy resins. Pressure vessels can be produced to cover all leading manufacturers membranes regardless of length. Please advise membrane type and length when requesting further details. Please adhere to recommended support positions, if in doubt contact Phoenix Vessel Technology.

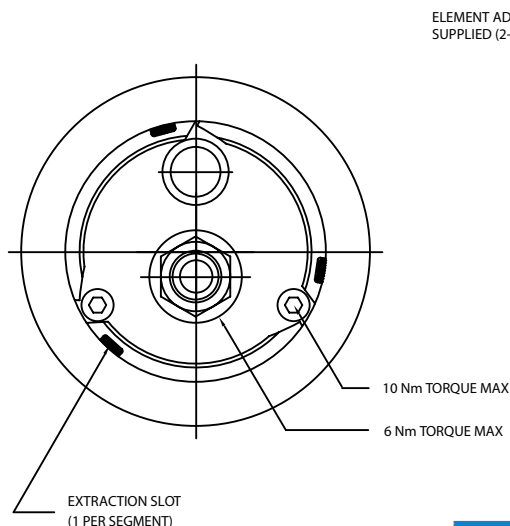
**Feed and concentrate connections:** 3/4" BSP (Male)

**Product connections:** 1/2" BSP (Male)

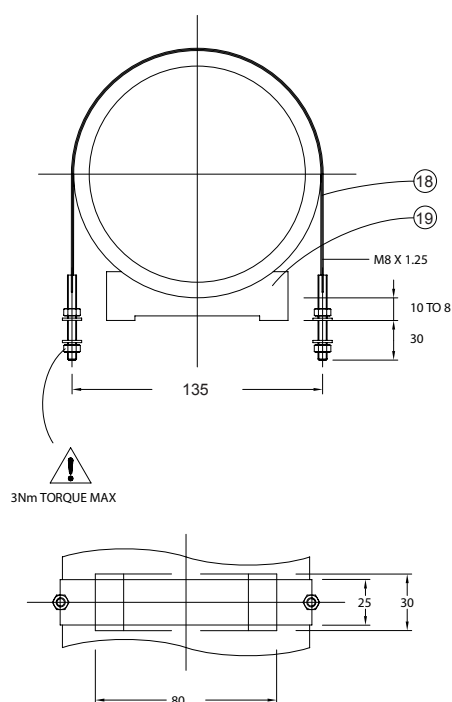
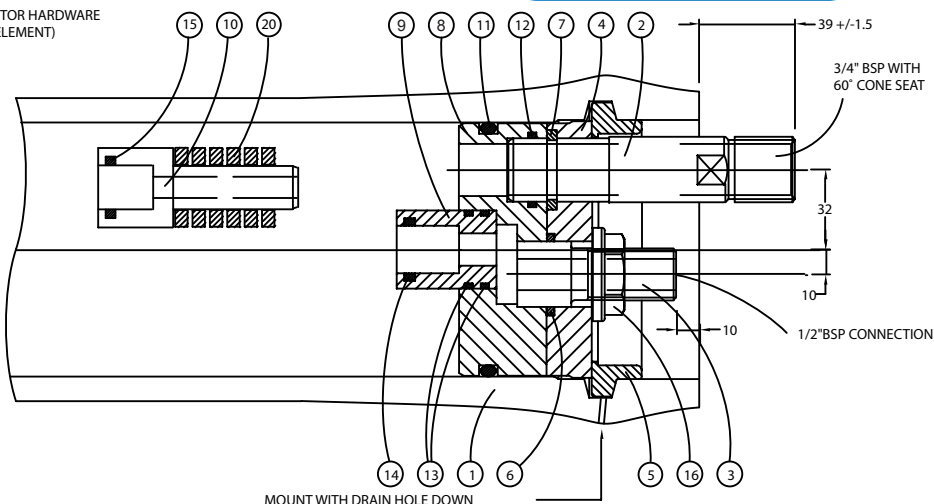
Order Reference	No of 40" Elements	Port to Port Length +/-4mm	Max Suport Position	Min Support Position	Max Dry Weight
4E1200X.1	1	1295	800	200	15 kg
4E1200X.2	2	2413	1810	620	24 kg
4E1200X.3	3	3429	2450	1310	33 kg
4E1200X.4	4	4445	2820	2280	41 kg
4E1200X.5	5	5461	4650c	3320c	49 kg
4E1200X.6	6	6477	5010c	4340c	57 kg

## 4" End Port Pressure Vessel 1200 psi (83.0 bar)

**ORDER REFERENCE**  
See Box Below



ELEMENT ADAPTOR HARDWARE  
SUPPLIED (2-7 ELEMENT)



For lubricants and general  
assembly refer to  
the **User Guide** on our website.

Item	Description	Material	Part No.	No.off
1	Vessel Body	Glass Fibre Epoxy Resin	BDY 2213	1
2	Feed/Concentrate Port	Duplex Stainless Steel-2507	CMP 1418	2
3	Product Port	Thermoplastic	CMP 2261.A	2
4	Backing Plate	St. Steel 316	CMP 1654	2
5	Retaining Ring Segment	St. Steel 316	CMP 1104	2 Sets of 3
6	'O' Seal (Product Port)	EPDM Included in item 3	BS215	2
7	Retaining Ring (Feed Port)	St. Steel 316	CMP 1299	2 Sets of 2
8	End Plate	Thermoplastic	CMP 1587.A	2
9	Hub	Thermoplastic	To suit membrane	2
10	Adaptor (2 to 7 element)	Thermoplastic	To suit membrane	2
11	'O' Seal (Endplate)	EPDM Included in item 8	BS342	2
12	'O' Seal (Feed Port)	EPDM Included in item 8	BS120	2
13	'O' Seal (Endplate/Hub)	EPDM Included in item 9	BS121	4
14	'O' Seal (Hub/Membrane)	EPDM	To suit membrane	2
15	'O' Seal (Adaptor)	EPDM	To suit membrane	2
16	Backnut 1/2" BSP	Thermoplastic	CMP 1423	2
17	Cap Head Screw	St.Steel A4 Grade	CMP 1077	4
18	Strap	St. Steel/PVC	CMP 3570.A	2/3
19	Saddle	Urethane	CMP 1115	2/3
20	Shim	ABS	CMP 3403	6

**DO NOT EXCEED THE MAXIMUM TORQUE.**

The company reserves the right to alter specifications without prior notice.  
This data sheet supersedes all previous issues. Product Code: 4E1200X ISSUE:D