


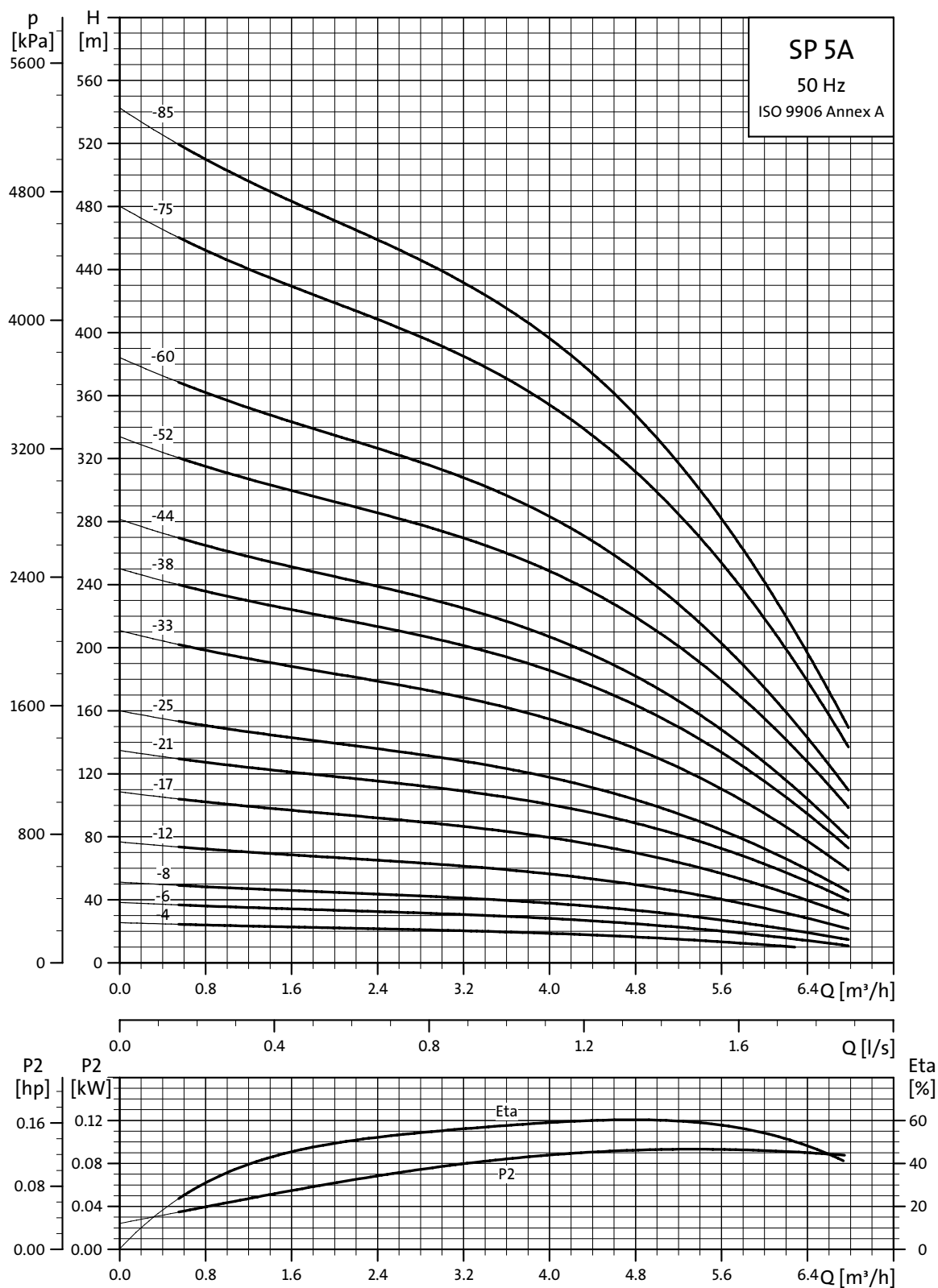


SP 5A

Submersible pumps, motors and accessories
50 Hz



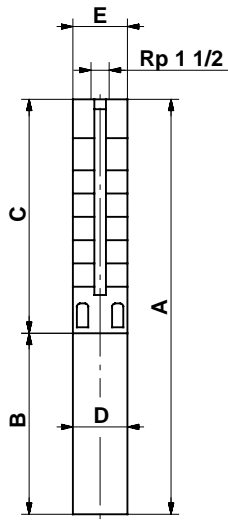
SP 5A



TM00 7274 4702

Explanation of efficiency curve, please see "Curve conditions" on page 4.

Dimensions and weights



TM00 0956 1196

SP 5A-75 and SP 5A-85 are mounted in sleeve for R 1½ connection.

Pump type	Motor		Dimensions [mm]						Net weight [kg]		
	Type	Power [kW]	C	B		A		D	E		
				1x230V	3x230V 3x400V	1x230V	3x230V 3x400V			1x230V	3x230V 3x400V
SP 5A-4	MS 402	0.37	240	256	226	496	466	95	101	10	8
SP 5A-4N	MS 4000R	2.2	284	573		857		95	101	25	
SP 5A-4N	MS 4000R	0.75	284		398		682	95	101		17
SP 5A-6	MS 402	0.55	282	291	241	573	523	95	101	11	10
SP 5A-6N	MS 4000R	2.2	326	573		899		95	101	26	
SP 5A-6N	MS 4000R	0.75	326		398		724	95	101		18
SP 5A-8	MS 402	0.75	324	306	276	630	600	95	101	13	11
SP 5A-8N	MS 4000R	2.2	368	573		941		95	101	27	
SP 5A-8N	MS 4000R	0.75	368		398		766	95	101		19
SP 5A-12	MS 402	1.1	408	346	306	754	714	95	101	15	13
SP 5A-12N	MS 4000R	2.2	452	573		1025		95	101	28	
SP 5A-12N	MS 4000R	1.1	452		413		865	95	101		21
SP 5A-17	MS 402	1.5	513	346	346	859	859	95	101	17	16
SP 5A-17N	MS 4000R	2.2	557	573		1130		95	101	29	
SP 5A-17N	MS 4000R	1.5	557		413		970	95	101		22
SP 5A-21	MS 4000	2.2	597	573		1170		95	101	27	
SP 5A-21	MS 402	2.2	597		346		943	95	101		18
SP 5A-21N	MS 4000R	2.2	641	573	453	1214	1094	95	101	30	25
SP 5A-25	MS 4000	2.2	681	573		1254		95	101	28	
SP 5A-25	MS 402	2.2	681		346		1027	95	101		19
SP 5A-25N	MS 4000R	2.2	725	573	453	1298	1178	95	101	32	27
SP 5A-33	MS 4000	3.0	849		493		1342	95	101		26
SP 5A-33N	MS 4000R	3.0	893		493		1386	95	101		30
SP 5A-38	MS 4000	4.0	998		573		1571	95	101		36
SP 5A-38N	MS 4000R	4.0	998		573		1571	95	101		36
SP 5A-44	MS 4000	4.0	1124		573		1697	95	101		38
SP 5A-44N	MS 4000R	4.0	1124		573		1697	95	101		38
SP 5A-52	MS 4000	5.5	1292		673		1965	95	101		46
SP 5A-52N	MS 4000R	5.5	1292		673		1965	95	101		46
SP 5A-60	MS 4000	5.5	1460		673		2133	95	101		48
SP 5A-60N	MS 4000R	5.5	1460		673		2133	95	101		48
SP 5A-52	MS6	5.5	1354		535		1889	143	138		60
SP 5A-52N	MS6R	5.5	1354		535		1889	143	138		60
SP 5A-60	MS6	5.5	1522		535		2057	143	138		63
SP 5A-60N	MS6R	5.5	1522		535		2057	143	138		63
SP 5A-75	MS6	7.5	2146		565		2711	143	140		86
SP 5A-85	MS6	7.5	2356		565		2921	143	140		92

E = Maximum diameter of pump inclusive of cable guard and motor.



V7023747 0907	GB
Repl. V7023747 1006	

Subject to alterations.