


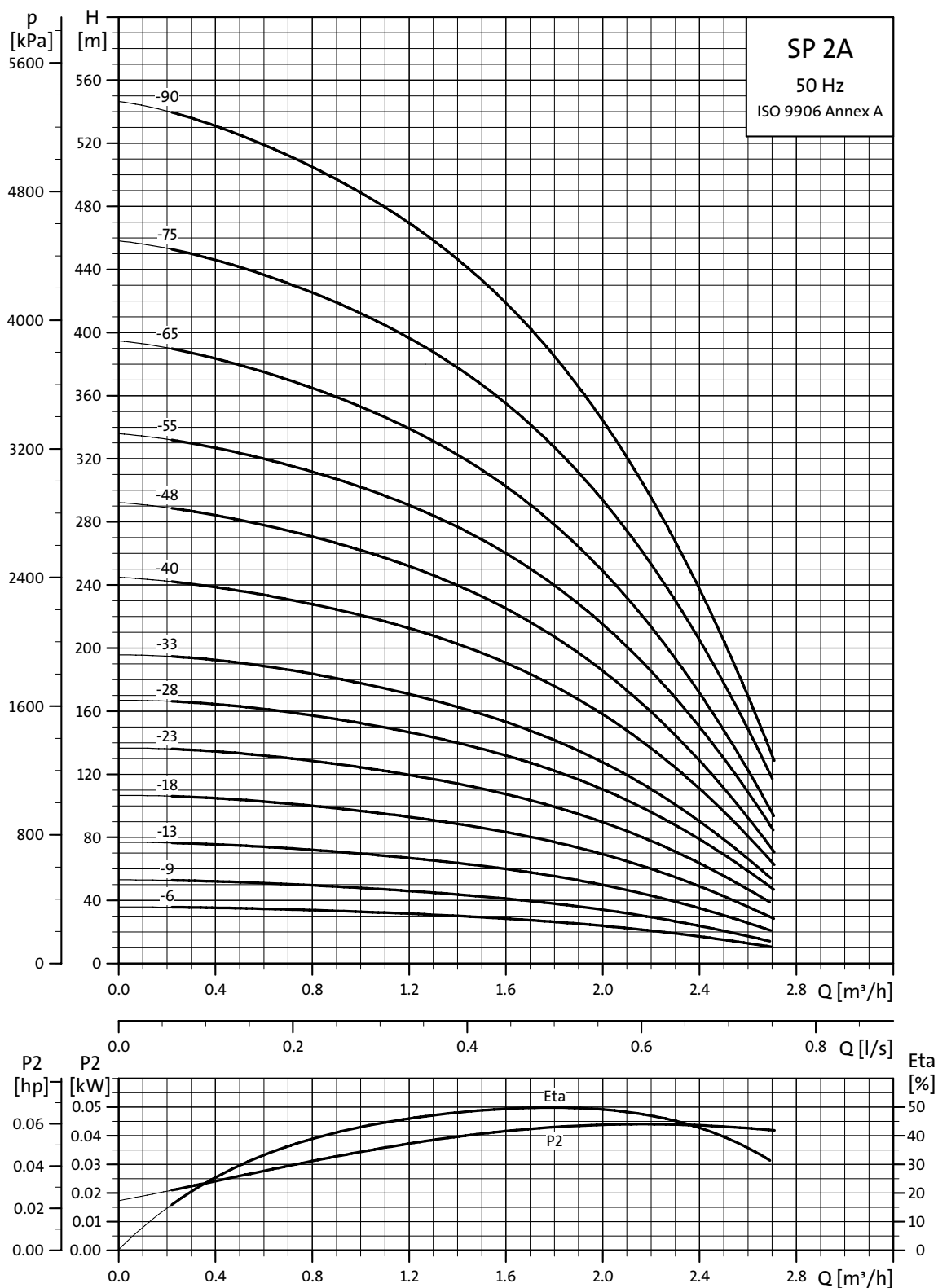


SP 2A

Submersible pumps, motors and accessories
50 Hz



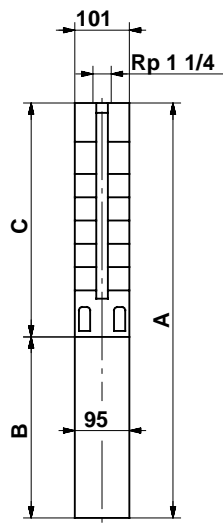
SP 2A



TM00 7272 4702

Explanation of efficiency curve, please see "Curve conditions" on page 4.

Dimensions and weights



TM00 0955 1196

101 mm = Maximum diameter of pump inclusive of cable guard and motor.

SP 2A-75 and SP 2A-90 are mounted in sleeve for R 1½ connection and with max. diameter 108 mm.

Pump type	Motor		Dimensions [mm]				Net weight [kg]		
	Type	Power [kW]	C	B		A		1x230V	3x230V 3x400V
				1x230V	3x230V 3x400V	1x230V	3x230V 3x400V		
SP 2A-6	MS 402	0.37	281	256	226	537	507	10	9
SP 2A-9	MS 402	0.37	344	256	226	600	570	11	9
SP 2A-13	MS 402	0.55	428	291	241	719	669	13	11
SP 2A-18	MS 402	0.75	533	306	276	839	809	15	13
SP 2A-23	MS 402	1.1	638	346	306	984	944	17	16
SP 2A-28	MS 402	1.5	743	346	346	1089	1089	19	18
SP 2A-33	MS 402	1.5	844	346	346	1190	1190	20	19
SP 2A-40	MS 4000	2.2	1040	573		1613		37	
SP 2A-40	MS 402	2.2	1040		346		1386		27
SP 2A-48	MS 4000	2.2	1208	573		1781		39	
SP 2A-48	MS 402	2.2	1208		346		1554		30
SP 2A-55	MS 4000	3.0	1355		493		1848		38
SP 2A-65	MS 4000	3.0	1565		493		2058		41
SP 2A-75	MS 4000	4.0	1954		573		2527		57
SP 2A-90	MS 4000	4.0	2269		573		2842		64



V7023747 0907	GB
Repl. V7023747 1006	

Subject to alterations.