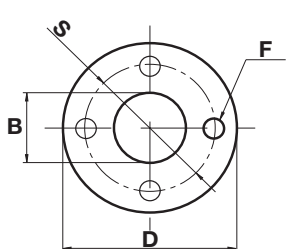
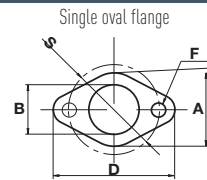


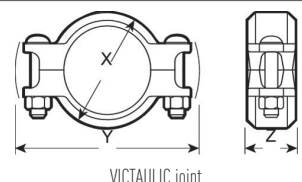
CIRCULAR FLANGES

CODE	DESCRIPTION	Material	Ext D	inter. S	N° Holes	D Holes F	Hole B		PN	STANDARD		
							Threaded	To weld				
D3086KKK		STEEL	140	100	4	18	1 1/4	-	16	UNI EN 1092-1		
B7098KKK			150	110	4	18	-	DN40	16	UNI EN 1092-1		
B7097KKK			150	110	4	18	1 1/2	-	16	UNI EN 1092-1		
ZB901890			165	125	4	18	-	DN50	16	UNI EN 1092-1		
B7050KKK			165	125	4	18	2"	-	16	UNI EN 1092-1		
B7051KKK			165	125	4	18	2 1/2	-	16	N/A		
ZB901920			220	180	8	18	-	DN100	16	UNI EN 1092-1		
B7698KKK			185	145	8	18	-	DN65	25	UNI EN 1092-1		
ZB902350			235	190	8	22	-	DN100	25	UNI EN 1092-1		
ZA008460			Pair of circular flanges complete with bolts and gaskets	STAINLESS STEEL AISI 316	140	99.2	4	20	1 1/4	DN32	16	N/A
ZB902120					150	110	4	20	1 1/2	DN40	16	N/A
ZB902130					165	126	4	20	2"	DN50	16	N/A

OVAL FLANGES

CODE	DESCRIPTION	Material	ext. D	ext. A	inter. S	Ø Holes F	Hole B threaded
ZC001270		CAST IRON	95	68	65	11	1"
ZC001290		CAST IRON	95	68	65	11	1 1/4
ZC001280		CAST IRON	128	75	100	14	1 1/2
ZA008560	Pair of oval flanges complete with bolts 1 x 1/4 and gaskets	STAINLESS STEEL cast AISI 316	95	68	65	11	1 1/4

VICTAULIC JOINTS

CODE	DESCRIPTION	Material	Dimensions			CONNECTOR
			X	Y	Z	
ZA009020		CAST IRON	68	117	45	1 1/4 42.2
ZA009030			87	133	48	2" 60.3

NOCCHI VLR/VLRI/VLRX ACCESSORIES

GUIDE TO SELECTION

Port dimensions	1¼"	1½"	DN40	2"	2½"	DN 50	DN 65	DN 100	DN 100	DN 32	DN 40	DN 50	1"	1¼"	1½"	1¼"
Notes	PN 16	PN 16	PN 16	PN 16	-	PN 25	PN 25	PN 16	PN 25	PN 16	PN 16	PN 16	CAST IRON	CAST IRON	CAST IRON	CAST IRON
CODE →	D3086KKK	B7097KKK	B7098KKK	B7050KKK	B7051KKK	ZB901890	B7698KKK	ZB901920	ZB902350	ZA008460	ZB902120	ZB902130	* ZC001270	* ZC001290	* ZC001280	ZA008560
TYPE ↓																
VLR 2B FLANGE A													●			
VLR 2B FLANGE F	○															
VLR 4 FLANGE A														●		
VLR 4 FLANGE F	○															
VLR 8 FLANGE A															●	
VLR 8 FLANGE F		○	○													
VLR 16 FLANGE F				○	○	○										
VLR 32 FLANGE F							○									
VLR 66 FLANGE F → 66-50								○								
VLR 66 FLANGE F 66-60 →									○							
VLR 92 FLANGE F → 92-40										○						
VLR 92 FLANGE F 92-50 →																

* These codes refer to a single flange without screws and without gaskets

● Component assembled as standard ○ Component optional